

Threshold Seals




SEALMASTER SMARTSEAL

For inward and outward opening external doors


HOW TO SPECIFY

e.g. Sealmaster SmartSeal TAS/CAS (for threshold / contact strip) or TAS/WAS (for threshold / weatherboard) to suit door inmm wide opening.

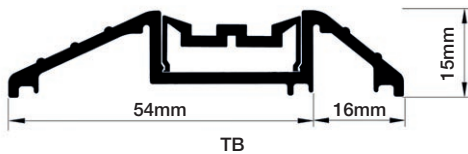
Threshold to be bedded in silicone and fixed to floor with screws/plugs. Contact strip (or weatherboard) to be fixed to door with screws.



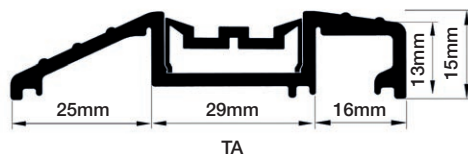
TBS/CAS



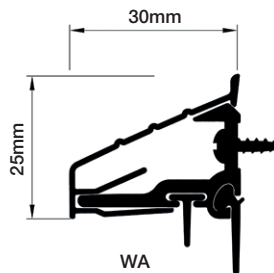
TAS/WAS



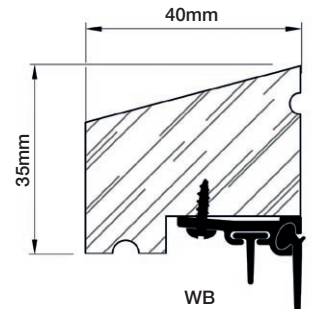
TB



TA

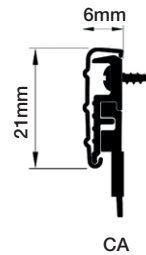


WA

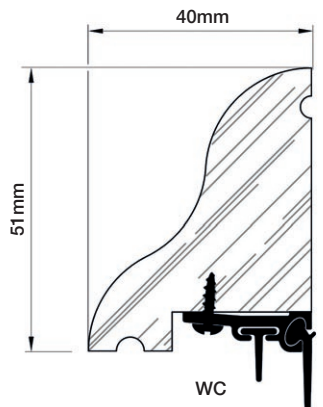


WB

Standard Options	Satin Silver CAS	Satin Gold CAG
Satin Silver - TAS		TAS/CAS
Satin Gold - TAG		TAG/CAG
Satin Silver - TBS		TBS/CAS
Satin Gold - TBG		TBG/CAG



CA



WC

Standard Options	Satin Silver WAS	Satin Gold WAG	Softwood WBW	Redwood WBR	Oak WBH	Softwood WCW	Redwood WCR	Oak WCH
Satin Silver - TAS		TAS/WAS	TAS/WBW	TAS/WBR	TAS/WBH	TAS/WCW	TAS/WCR	TAS/WCH
Satin Gold - TAG		TAG/WAG	TAG/WBW	TAG/WBR	TAG/WBH	TAG/WCW	TAG/WCR	TAG/WCH
Satin Silver - TBS		TBS/WAS	TBS/WBW	TBS/WBR	TBS/WBH	TBS/WCW	TBS/WCR	TBS/WCH
Satin Gold - TBG		TBG/WAG	TBG/WBW	TBG/WBR	TBG/WBH	TBG/WCW	TBG/WCR	TBG/WCH