



CERTIFICATE OF APPROVAL

No CF 355

This is to certify that, in accordance with
TS00 General Requirements for Certification of Fire Protection Products
The undermentioned products of

PYROPLEX LIMITED

The Furlong, Droitwich, Worcestershire, WR9 9BG

Tel: 01905 795432

Fax: 01905 795757

Web site: www.pyroplex.com

Have been assessed against the requirements of the Technical Schedule(s)
denoted below and are approved for use subject to the conditions
appended hereto:

CERTIFIED PRODUCT

Pyroplex intumescent seals
(with optional smoke and
acoustic control)

TECHNICAL SCHEDULE

TS35 – The Contribution Of
Intumescent Seals To The Fire
Resistance Of Pedestrian Type
Door Assemblies (Issue 2)

TS21 – The Contribution of Edge
Seals to the Control of Smoke
Leakage via Door Assemblies

This certification is provided to the client for their own purposes and we cannot opine on whether it will be accepted by Building Control authorities or any other third parties for any purpose.

Signed and sealed for and on behalf of Warringtonfire Testing and Certification Limited

Paul Duggan
Certification Manager



Issued: 2nd July 2004
Reissued: 26th February 2020
Valid to: 25th February 2025



CERTIFICATE No CF 355 PYROPLEX LIMITED



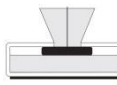
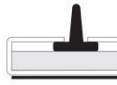
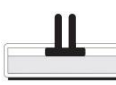

PYROPLEX INTUMESCENT DOOR EDGE SEALS – WITH OPTIONAL SMOKE AND ACOUSTIC CONTROL

1. This certificate of approval relates to the contribution of intumescent door edge seals to the fire resistance of pedestrian type door assemblies, for periods of 20/30 and 60 minutes fire, smoke resistance.

Pyroplex Rigid Box Seals

Pyroplex Rigid Box Seals comprise of a graphite based intumescent core encased within a PVC carrier. The seals are supplied with a high performance self adhesive strip in a range of cut lengths.

Pyroplex Rigid Box Seals are available as fire only systems, or with integral components for smoke and acoustic performance.

| Dimension |  Fire Only (FO) |  Pile Only (PO) |  Pile with Fin (P+F) |  Single Flipper (SF) |  Twin Flipper (TF) |  Side Flipper (SDF) |
|-----------|--|--|---|---|---|--|
| 10 x 4 | 8500 | 8512 | 8510 | 8524 | 8523 | 8923 |
| 15 x 4 | 8700 | 8712 | 8710 | 8724 | 8723 | 8924 |
| 20 x 4 | 8600 | 8612 | 8610 | 8624 | 8623 | 8925 |
| 25 x 4 | 8800 | 8812 | 8810 | | | |
| 30 x 4 | 30094 | 3009412 | 3009410 | | | |
| 38 x 4 | 30076 | 3007612 | 3007610 | | | |


Note: This approval applies to the described seals of nominal dimensions, but also includes seals of modified dimensions in all variations of finish, both with and without integral smoke seals. The table gives examples, however it is not absolute.

Pyroplex Rigid Box Seals can be supplied in a range of colours – Refer to Pyroplex Product Data Sheet.

Pyroplex Flexible Seals

Pyroplex Flexible Seals comprise of a graphite based intumescent core encapsulated in a polymer. The seals are supplied with a high performance self adhesive strip on continuous dispensing coils.

Pyroplex Flexible Seals are designed for fire only performance.

| Dimension |  |
|-----------|---|
| 10 x 2.5 | 8979 |
| 10 x 4 | 8989 |
| 15 x 2.5 | 8980 |
| 20 x 2.5 | 8981 |
| 20 x 4 | 30112 |
| 25 x 2.5 | 8988 |
| 30 x 2.5 | 8986 |
| 40 x 2.5 | 8983 |

Note: This approval applies to the described seals of nominal dimensions, but also includes seals of modified dimensions in all variations of finish. The table gives examples, however it is not absolute.

Signed



Issued: 2nd July 2004
Reissued: 26th February 2020
Valid to: 25th February 2025

E/043

Page 2 of 5

CERTIFICATE No CF 355 PYROPLEX LIMITED

PYROPLEX INTUMESCENT DOOR EDGE SEALS – WITH OPTIONAL SMOKE AND ACOUSTIC CONTROL

Pyroplex Intumescent Strips

Pyroplex Intumescent Strips are graphite based intumescent seals. The seals are supplied with a high performance self adhesive strip on continuous dispensing coils.

Pyroplex Intumescent Strip is designed for fire only performance.

| Dimension | |
|-----------|-------|
| 10 x 2.5 | 8492 |
| 15 x 2.5 | 8501 |
| 20 x 2 | 30074 |
| 20 x 2.5 | 8921 |
| 25 x 2 | 30142 |
| 30 x 2 | 30075 |
| 30 x 2.5 | 8958 |
| 40 x 2.5 | 8456 |

Note: This approval applies to the described seals of nominal dimensions, but also includes seals of modified dimensions in all variations of finish. The tables table gives examples, however they are not absolute.

2. The door seals are approved on the basis of:
 - i) A design appraisal against TS35 and TS21
 - ii) Initial type testing
 - iii) Manufacturing frequency checks
 - iv) Ageing and durability tests
 - v) Evidence of technical support
 - vi) Clear and unambiguous labeling of seals
 - vii) Certification to ISO9001: 2008
 - viii) Inspection and surveillance of factory production control
 - ix) Ongoing audit tests in accordance with TS35
3. The suitability of the seals in door assemblies not certificated by CERTIFIRE should be established by reference to the certification, test reports or assessments relating to the particular door assembly.
4. Pyroplex graphite based intumescent seals may be used with doorsets outside of the scope given above (paragraph 3) providing the door manufacturer's certification shows acceptability.
5. The approved Pyroplex seals shall have nominal widths and cross-sectional areas of intumescent at least equal to those in the tested/approved door assembly and shall be similarly positioned.

Signed



Issued: 2nd July 2004
Reissued: 26th February 2020
Valid to: 25th February 2025

E/043

Page 3 of 5



CERTIFICATE No CF 355

PYROPLEX LIMITED

PYROPLEX INTUMESCENT DOOR EDGE SEALS – WITH OPTIONAL SMOKE AND ACOUSTIC CONTROL

6. The approval additionally certifies that the described integral smoke seal variants are suitable for use with door assemblies required to restrict smoke leakage at ambient temperatures as defined in BS 476: Part 31.1: 1983 and Appendix B of Approved Document B 'Fire Safety' to the Building Regulations 1991. The described integral smoke seals are applicable for use within single-acting, single-leaf FD20S, FD30S and FD60S assemblies as detailed in the paragraph within section 9 below.
7. The seals shall be installed in accordance with the manufacturers instructions.
8. The approval relates to on going production. Product or its immediate packaging is identified with the manufacturers' name, the product name or number, the CERTIFIRE name or name and mark, together with the CERTIFIRE certificate number (i.e No. CF 355).
9. These seals are suitable to be used with:

CERTIFIRE approved FD30 single-acting, single leaf, latched or unlatched doorsets of maximum leaf dimensions 2040 mm high by 926 mm wide and of minimum thickness 42 mm. The doorset assemblies shall consist of timber faced and edged leaves with timber, cellulosic or mineral cores in timber frames (Code ITT). More information can be referred to in TS35. Pyroplex intumescent seals are suitable for use on FD60 doorsets- see Approval matrix on page 5 of 5.

Signed

Issued: 2nd July 2004
Reissued: 26th February 2020
Valid to: 25th February 2025

E/043

Page 4 of 5



CERTIFICATE No CF 355

PYROPLEX LIMITED

PYROPLEX INTUMESCENT DOOR EDGE SEALS – WITH OPTIONAL SMOKE AND ACOUSTIC CONTROL

The following specific CERTIFIRE approved doorsets:

| Certificate | FD | Max. Height (mm) | Max. Width (mm) | Max. Area (m ²) | Configurations | Pyroplex Seal Size (mm) |
|-------------|------|------------------|-----------------|-----------------------------|----------------|--|
| CF375 | FD30 | 2472 | 982 | 2.00 | SASL | 1 off 10x4 positioned centrally |
| CF385 | | | | | | |
| CF411 | | | | | | |
| CF415 | | | | | | |
| CF416 | | | | | | |
| CF451 | | | | | | |
| CF478 | | | | | | |
| CF486 | | | | | | |
| CF492 | | | | | | |
| CF540 | | | | | | |
| CF552 | | | | | | |
| CF713 | | | | | | |
| CF375 | FD30 | 2512 | 1047 | 2.51 | SASL & SADL | 2 off 10x4 separated by 10 mm around the centre line |
| CF385 | | | | | | |
| CF411 | | | | | | |
| CF415 | | | | | | |
| CF416 | | | | | | |
| CF451 | | | | | | |
| CF478 | | | | | | |
| CF486 | | | | | | |
| CF492 | | | | | | |
| CF540 | | | | | | |
| CF552 | | | | | | |
| CF713 | | | | | | |
| CF466 | FD60 | 2684 | 1006 | 2.45 | SASL | 1 off 15x4 position centrally (2 off 10x4 separated by 10 mm at meeting edges) |
| CF561 | | | | | | |
| CF658 | | | | | | |
| CF467 | | | | | | |
| CF539 | | | | | | |
| CF562 | | | | | | |
| CF659 | | | | | | |
| CF374 | | | | | | |
| CF403 | | | | | | |
| CF412 | | | | | | |
| CF417 | | | | | | |
| CF434 | FD60 | 2040 | 826 | 1.68 | SASL | 2 off 15x4 separated by 10 mm around the centre line |
| CF450 | | | | | | |
| CF541 | | | | | | |
| CF553 | | | | | | |
| CF575 | | | | | | |

Note: Maximum permitted values at dimensions greater than specified may be determined graphically by linear interpolation between the two data points for each configuration. Under no circumstances must either the maximum height, maximum width or maximum area be exceeded or the configuration changed without separate CERTIFIRE approval.

Signed

Issued: 2nd July 2004
 Reissued: 26th February 2020
 Valid to: 25th February 2025

E/043

Page 5 of 5